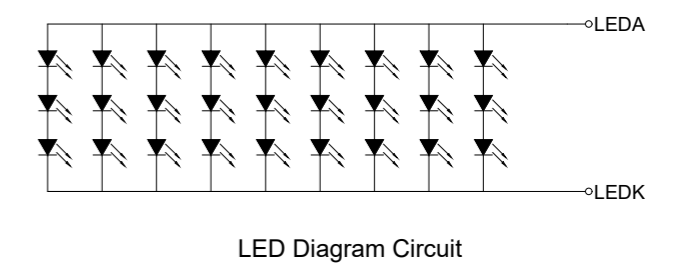
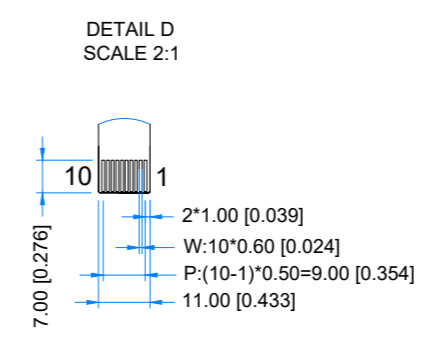
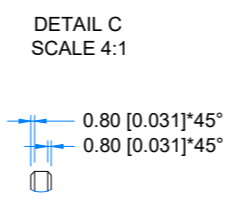
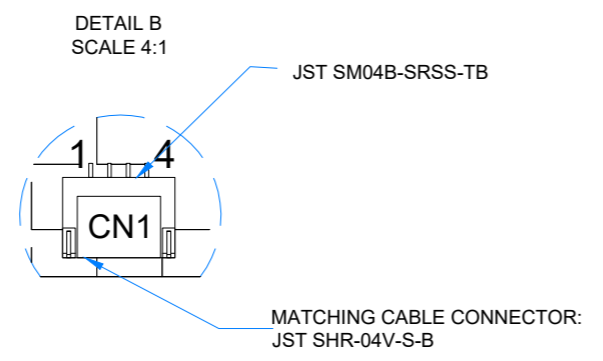
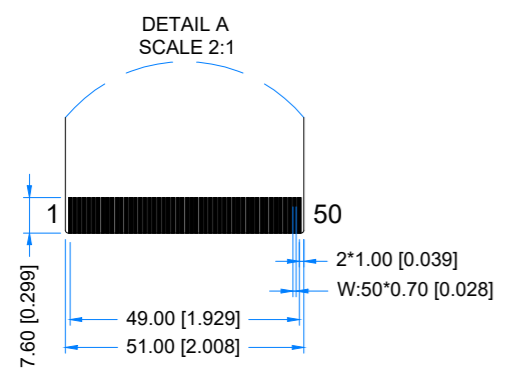
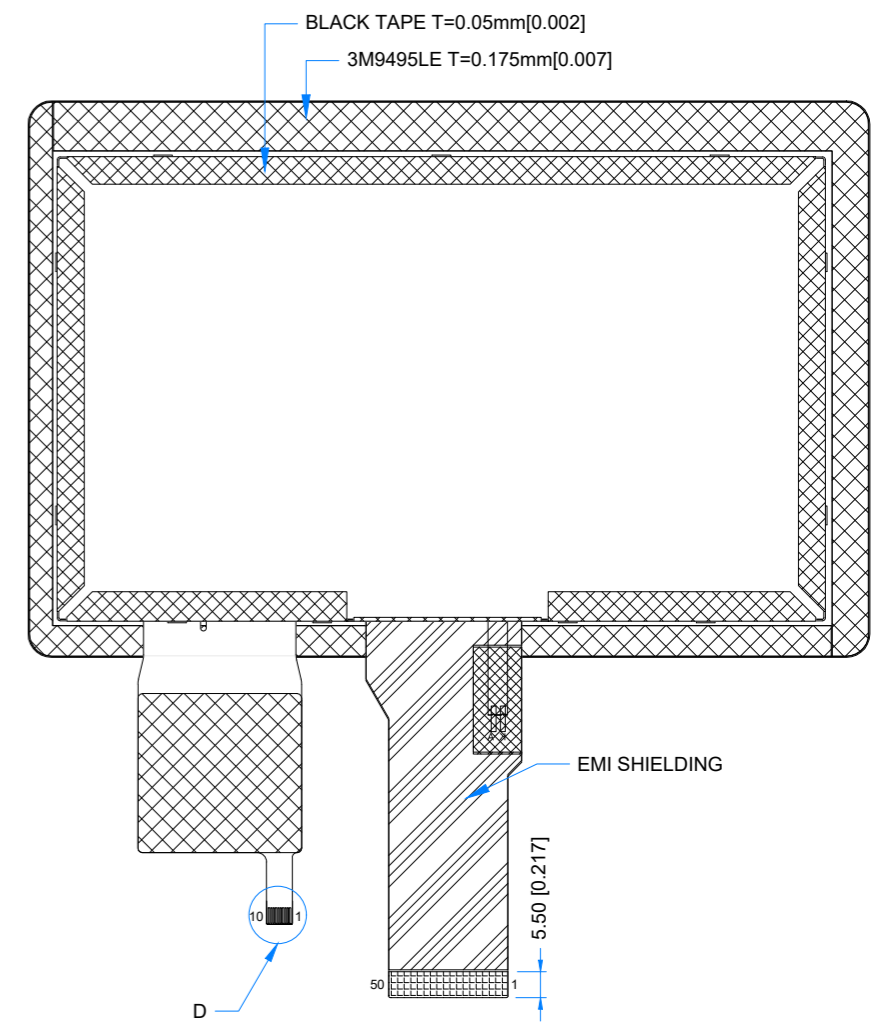
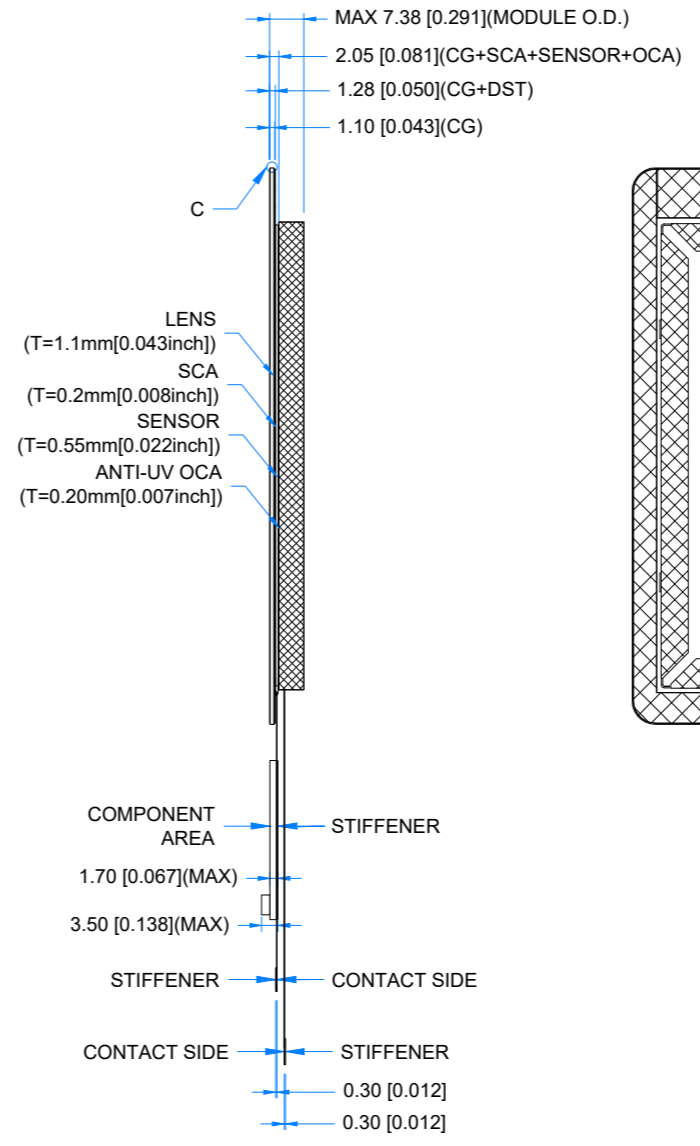
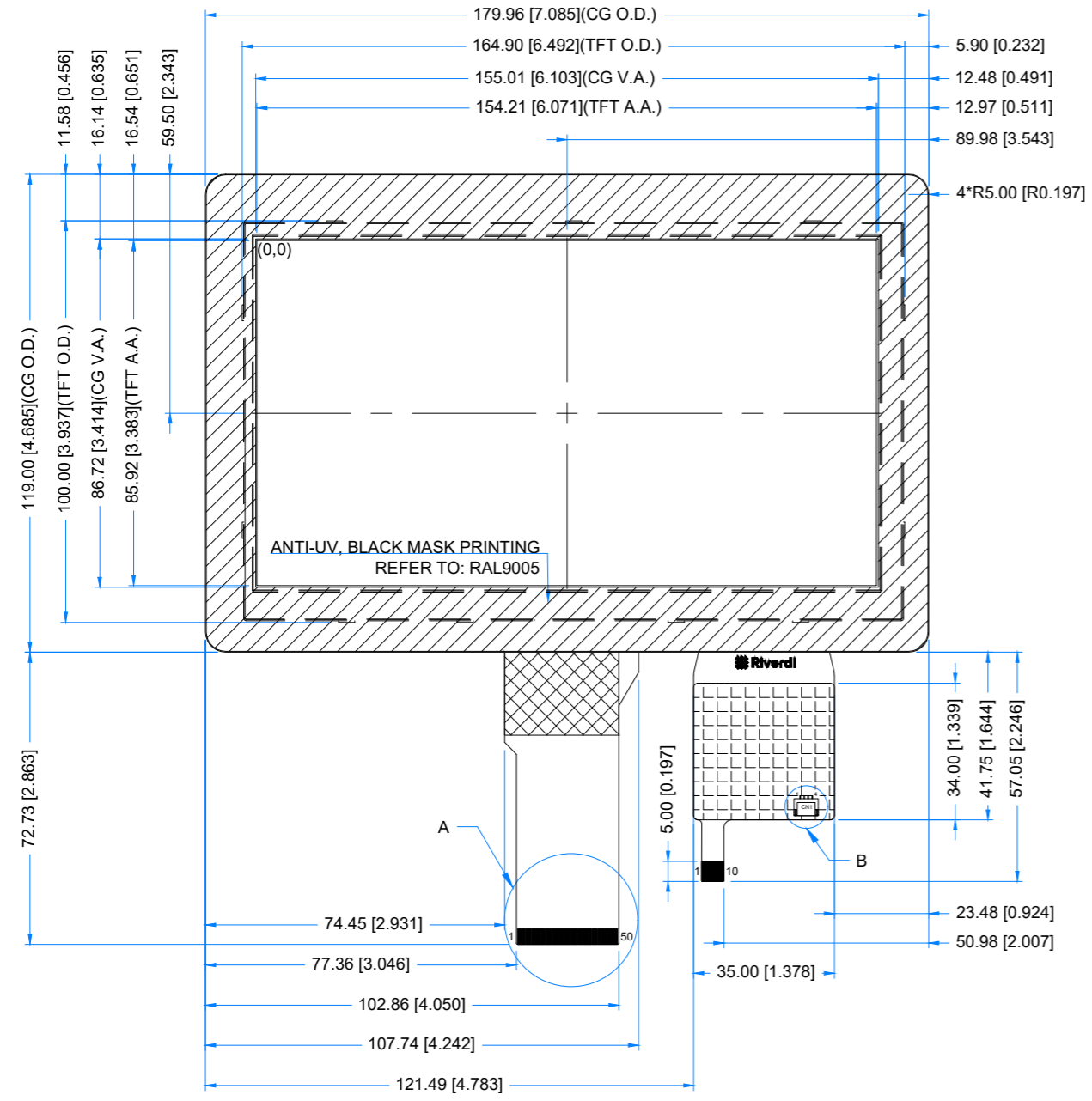


Revision:	Changes:	Date:
1.0	Initial Case	2026.03.19



PINOUT ON THE 2ND PAGE

TFT NOTES:
1. LCD TYPE: TRANSMISSIVE, NORMALLY BLACK,IPS
2. RESOLUTION: 1024x600
3. VIEWING ANGLE: FREE
4. IC CONTROLLER:EK79001HK+EK73215BCGA
5. OPERATING VOLTAGE: 3.3V
6. INTERFACE: RGB
7. BACKLIGHT: 27 LEDS WHITE, Vf = 8.4-10.2V, If = 270mA

TP NOTES:
1. TP STRUCTURE: G+G
2. CG THICKNESS: 1.10 mm
3. DRIVER IC: ILI2132A
4. INTERFACE: USB /I2C
5. OPERATING VOLTAGE: 3.3V(CTP I2C); 5.0V(CTP USB)

GENERAL NOTES:
1. MODULE SURFACE LUMINANCE: 850 cd/m²
2. OPERATING TEMPERATURE: -20°C ~ 70°C
3. STORAGE TEMPERATURE: -30°C ~ 80°C
4. WITHOUT INDIVIDUAL TOLERANCE: ±0.3mm
5. RoHS3 COMPLIANT

PN: RVT70HSTNWC00-B V1.1A			
SN:			
DRAWN: M.Stabinski	2026.03.19	1:1.62	
CHECKED: M.Wierzbowski	2026.03.19	[mm]	
APPR: M.Wierzbowski	2026.03.19	ISO A3	



TFT CONNECTOR			
Pin No.	Desc.	Pin No.	Desc.
1	VLED+	26	G1
2	VLED+	27	G0
3	VLED-	28	R7
4	VLED-	29	R6
5	GND	30	R5
6	VCOM	31	R4
7	DVDD	32	R3
8	MODE	33	R2
9	DE	34	R1
10	VS	35	R0
11	HS	36	GND
12	B7	37	DCLK
13	B6	38	GND
14	B5	39	L/R
15	B4	40	U/D
16	B3	41	VGH
17	B2	42	VGL
18	B1	43	AVDD
19	B0	44	RESET
20	G7	45	NC
21	G6	46	VCOM
22	G5	47	DITHB
23	G4	48	GND
24	G3	49	NC
25	G2	50	NC

TOUCH PANNEL CONNECTOR			
Pin No.	Desc.	Pin No.	Desc.
1	USB_GND	6	I2C_VDD(3.3V)
2	USB_VDD(5.0V)	7	I2C_RST
3	USB_D-	8	I2C_SCL
4	USB_D+	9	I2C_INT
5	I2C_GND	10	I2C_SDA

CN1			
Pin No.	Desc.	Pin No.	Desc.
1	USB_VDD(5.0V)	3	USB_D+
2	USB_D-	4	USB_GND